

MONTHLY STATISTICAL BULLETIN

JANUARY 2021

Market capitalization: 188.297.376.022

Turnover: 514.116.512

Number of transactions: 1.514

MBI10: 4.896,29

↑2,81

↑3,46%

↑5,36%

↑4,07%

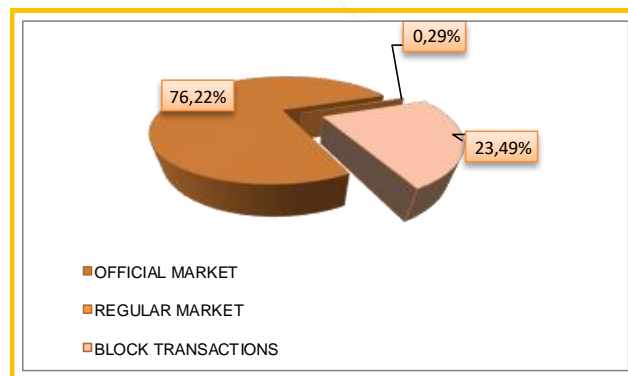
BASIC INDICATORS

TURNOVER (denars)	December 2020	January 2021	% of change
TRADING IN BEST	400.619.219	393.336.688	-1,82
SHARES	369.840.120	392.970.374	6,25
BONDS	30.779.099	366.314	-98,81
OTHER SECURITIES	0	0	-
DAILY AVERAGE TURNOVER (denars)	19.077.106	23.137.452	21,28
DAILY AVERAGE NUMBER OF TRANSACTIONS	68	89	30,88
BLOCK TRANSACTIONS	96.311.705	120.779.825	25,41
PUBLIC AUCTIONS	0	0	-
PUBLIC OFFERING	0	0	-
TOTAL	496.930.924	514.116.512	3,46
NUMBER OF TRANSACTIONS			
TRADING IN BEST	1.423	1.510	6,11
BLOCK TRANSACTIONS	14	4	-71,43
PUBLIC AUCTIONS	0	0	-
PUBLIC OFFERING	0	0	-
TOTAL	1.437	1.514	5,36
MARKET CAPITALIZATION (denars)			
MARKET CAPITALIZATION OF SHARES	183.150.945.751	188.297.376.022	2,81
OFFICIAL MARKET-SHARES	179.008.903.436	184.155.333.707	2,87
MARKET OF JOINT STOCK COMPANIES WITH SPECIAL REPORTING OBLIGATIONS	4.142.042.315	4.142.042.315	0,00
MARKET CAPITALIZATION OF BONDS	13.363.516.830	13.363.489.132	0,00
MARKET CAPITALIZATION OF OTHER SECURITIES	313.104.155	313.100.603	0,00
TOTAL MARKET CAPITALIZATION	196.827.566.736	201.973.965.757	2,61
MBI10	4.704,85	4.896,29	4,07
OMB	133,01	133,01	0,00
NUMBER OF LISTED SECURITIES	100	98*	-2,00
NUMBER OF TRADING DAYS	21	17	-19,05

*The calculation includes the shares of Idevelop AD Skopje, ArceloMittal Skopje (HRM) AD Skopje and Blagoj Tufanov AD Radovish which are long-term suspended from listing.A

TURNOVER STRUCTURE

Market segment	Turnover (denars)	Turnover (EUR)	%	Number of transactions
OFFICIAL MARKET	391.851.924	6.363.708	76,22	1.501
REGULAR MARKET	1.484.764	24.095	0,29	9
BLOCK TRANSACTIONS	120.779.825	1.959.727	23,49	4
TOTAL	514.116.512	8.347.531	100,00	1.514



MONTHLY STATISTICAL BULLETIN

10 MOST LIQUID SHARES (Official market)

Issuer	Max (denars)	Min (denars)	Average price (denars)	Volume	Turnover (denars)	Turnover (EUR)	%	Num. of trans.	Market capitalization (denars)
Komercijalna banka Skopje	7.920,00	7.252,00	7.620,71	22.746	172.408.665	2.800.110	44,04	574	17.771.024.933
NLB Banka Skopje	19.218,00	18.302,00	18.713,84	3.817	71.320.758	1.158.751	18,22	207	16.320.482.245
Alkaloid Skopje	14.000,00	13.300,00	13.692,27	4.023	55.229.318	896.990	14,11	237	19.703.032.078
Makpetrol Skopje	74.999,00	72.000,00	73.702,38	567	41.685.930	676.834	10,65	126	8.260.077.000
Granit Skopje	1.229,00	1.069,00	1.143,12	16.472	19.317.564	313.369	4,93	123	3.711.021.974
Stopanska banka Skopje	1.200,00	1.130,00	1.154,54	6.633	7.627.492	123.862	1,95	65	20.622.742.403
Stopanska banka Bitola	2.985,00	2.750,00	2.864,59	1.689	4.895.165	79.432	1,25	12	1.133.833.300
UNI Banka Skopje	2.571,00	2.390,00	2.487,11	1.070	2.591.720	42.096	0,66	13	1.381.347.110
Fersped Skopje	61.000,00	61.000,00	61.000,00	34	2.074.000	33.659	0,53	4	1.104.893.000
TTK Banka Skopje	1.420,00	1.353,00	1.392,00	1.392	1.937.301	31.426	0,49	16	1.249.698.753
Rest				48.335	12.397.697	201.240	3,17	122	92.897.180.911
Total				106.778	391.485.610	6.357.768	100,00	1.499	184.155.333.707

TOP GAINERS / TOP LOSERS—OFFICIAL MARKET

Issuer	Average price (denars) 31.12.2020	Average price (denars) 31.01.2021	% of change
TOP GAINERS			
VV Tikves Kavadarci	4.501,00	5.000,00	11,09
Makosped Skopje	191,00	210,00	9,95
Makedonijaturist Skopje	4.166,89	4.500,00	7,99
Granit Skopje	1.118,95	1.208,26	7,98
Komercijalna banka Skopje	7.299,65	7.797,50	6,82
TOP LOSERS			
Karpos Skopje	445,00	350,00	-21,35
Makstil Skopje	64,42	60,00	-6,86
Hoteli Metropol Ohrid	250,00	240,00	-4,00
ZK Pelagonija Bitola	3.000,24	2.911,00	-2,97
Teteks Tetovo	1.950,00	1.900,00	-2,56

OVERVIEW OF THE TRADING WITH BONDS

	HIGH (%)	LOW (%)	Last daily average price (%)	Last trading day	Volume	Turnover (denars)	Turnover (EUR)	Yield to maturity *
Government bonds-denationalization XVI issue (RMDEN16)	99,00	99,00	99,00	29.1.2021	1.000	61.078	990	2,32%
Government bonds-denationalization XVIII issue (RMDEN18)	99,00	99,00	99,00	26.1.2021	5.000	305.236	4.950	2,25%

* The model for calculation of annual average yield to maturity is adapted to the characteristics of the bonds. Calculation date is 31.01.2021 using the last average price of the bonds.

MONTHLY STATISTICAL BULLETIN

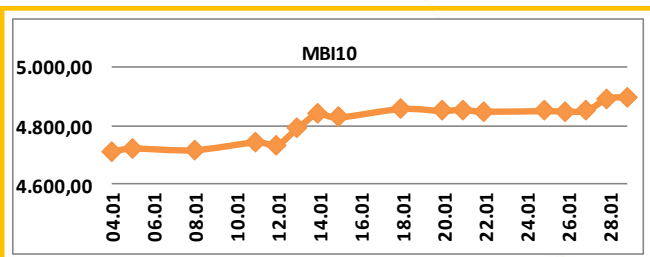
MBI10

Value at 29.01.2021 **4.896,29**

MAX Value in January (29.01.2021) 4.896,29

MIN Value in January (04.01.2021) 4.710,31

% of change from 30.12.2020 4,07%

All about MBI10 on: <http://www.mse.com.mk/Indicies.aspx?Index=MBI10>

Composition of MBI10	Turnover (denars)	Volume	Num. of trans.	Last average price	% of monthly change of price
Alkaloid AD Skopje	75.303.658	5.503	239	13.765,32	4,23
Granit AD Skopje	19.317.564	16.472	123	1.208,26	7,98
Komercijalna banka AD Skopje	195.958.665	25.746	575	7.797,50	6,82
Makpetrol AD Skopje	41.685.930	567	126	73.500,00	-0,17
Makedonijaturist AD Skopje	127.275	28	2	4.500,00	7,99
Stopanska banka AD Skopje	7.627.492	6.633	65	1.181,13	3,16
TTK banka AD Skopje	1.937.301	1.392	16	1.376,49	1,68
Makedonski Telekom AD Skopje	1.784.763	5.596	26	324,00	3,18
Stopanska banka AD Bitola	4.895.165	1.689	12	2.900,00	0,35
NLB Banka AD Skopje	71.320.758	3.817	207	19.109,27	3,80

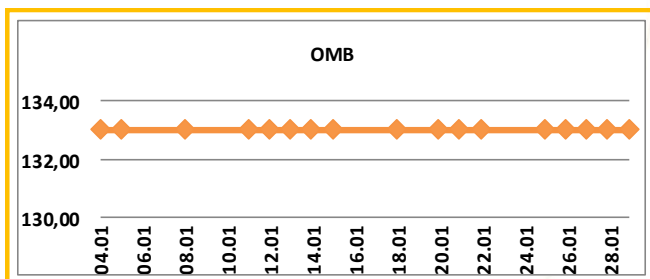
OMB

Value at 29.01.2021 **133,01**

MAX Value in January (05.01.2021) 133,01

MIN Value in January (05.01.2021) 133,01

% of change from 30.12.2020 0,00%

All about OMB on: <http://www.mse.com.mk/Indicies.aspx?Index=OMB>

Composition of OMB	Turnover (denars)	Volume	Num. of trans.	Last average price	% of monthly change of price
Government bonds-denationalization XI issue (RMDEN11)		0	0	99,70	0,00
Government bonds-denationalization XII issue (RMDEN12)		0	0	99,50	0,00
Government bonds-denationalization XIII issue (RMDEN13)		0	0	99,00	0,00
Government bonds-denationalization XIV issue (RMDEN14)		0	0	99,00	0,00
Government bonds-denationalization XV issue (RMDEN15)		0	0	99,00	0,00
Government bonds-denationalization XVI issue (RMDEN16)	61.078	1.000	1	99,00	0,00
Government bonds-denationalization XVII issue (RMDEN17)		0	0	99,50	0,00
Government bonds-denationalization XVIII issue (RMDEN18)	305.236	5.000	1	99,00	0,00



MONTHLY STATISTICAL BULLETIN

MBI10 LISTED COMPANIES RATIOS

Issuer	P/E Ratio ¹	Dividend yield ²	Foreign investors participation in January 2021	Foreign investors participation in December 2021	Change
Alkaloid AD Skopje	19,31	2,63%	2,90%	2,95%	-0,05%
Granit AD Skopje	12,16	2,77%	3,43%	3,44%	-0,01%
Komercijalna banka AD Skopje	9,15	7,06%	2,56%	2,77%	-0,21%
Makpetrol AD Skopje	9,43	2,72%	1,23%	1,22%	0,01%
Makedonijaturist AD Skopje	19,17	5,05%	0,80%	0,80%	0,00%
Stopanska banka AD Skopje	8,83	0,00%	92,36%	92,36%	0,00%
TTK banka AD Skopje	13,77	7,64%	1,17%	1,21%	-0,04%
Makedonski Telekom AD Skopje	20,68	4,74%	1,48%	1,48%	0,00%
Stopanska banka AD Bitola	43,4	0,00%	3,14%	3,14%	0,00%
NLB banka AD Skopje	9,54	0,00%	87,74%	87,80%	-0,06%

[1] Share price at last day of trading in currently month, / Earnings per share

[2] The ratios are calculated using the data from the last published Audited financial reports and last paid dividend.

FOREIGN INVESTORS—OFFICIAL MARKET

January 2021	Foreign Legal investors January 2021	Foreign private investors January 2021	Total Foreign entities January 2021	Total Foreign entities December 2020	Change
Shares[3]	35,15%	1,19%	36,34%	35,96%	0,38%
Denationalization bonds[4]	0,18%	0,06%	0,24%	0,24%	0,00%
Continuous government bonds [5]	0,05%	0,00%	0,05%	0,05%	0,00%

[3] Data as last day of trading in currently month according to the Central Securities Depository, regarding the participation of the foreign investors in the number of shares.

[4,5] Data as last day of trading in currently month according to the Central Securities Depository, regarding the participation of the foreign investors in the total nominal value of bonds.

FOREIGN AND DOMESTIC INVESTORS IN THE TOTAL TURNOVER [6]

	BUYING % of total	SELLING % of total
Foreign private investors	0,24%	1,16%
Foreign Legal investors	15,01%	23,79%
Total Foreign Legal entities	15,25%	24,95%
Domestic private investors	61,31%	50,15%
Domestic Legal investors	23,44%	24,90%
Total Domestic Legal entities	84,75%	75,05%

[6] Data as last day of trading in currently month according to the Central Securities Depository, regarding the participation of the foreign and domestic investors in the total turnover.

TURNOVER PER MEMBERS / in denars

Member	Code	Trading in BEST system	% of trading in BEST sys.	Block (denars)	% block	Public auctions	% of Public auctions	Public offering	% of Public offering	Total
ILIRIKA INVESTMENTS AD Skopje	IL	213.385.482	27,13	154.310.970	63,88	0	0,00	0	0,00	367.696.452
Eurohaus AD Skopje	EH	238.652.614	30,34	47.100.000	19,50	0	0,00	0	0,00	285.752.614
Komercijalna banka AD Skopje	KB	109.280.856	13,89	0	0,00	0	0,00	0	0,00	109.280.856
INVESTBROKER AD Skopje	MI	40.898.215	5,20	16.827.460	6,97	0	0,00	0	0,00	57.725.675
NLB Banka AD Skopje	TN	56.163.636	7,14	0	0,00	0	0,00	0	0,00	56.163.636
INOVO BROKER AD Skopje	IN	42.450.497	5,40	0	0,00	0	0,00	0	0,00	42.450.497
Fersped Broker AD Skopje	FR	41.890.992	5,33	0	0,00	0	0,00	0	0,00	41.890.992
TTK Banka Skopje	TK	10.422.513	1,32	23.321.220	9,65	0	0,00	0	0,00	33.743.733
Stopanska banka AD Skopje	SB	25.297.364	3,22	0	0,00	0	0,00	0	0,00	25.297.364
Sparkasse banka AD Skopje	SP	8.231.207	1,05	0	0,00	0	0,00	0	0,00	8.231.207
Total		786.673.375	100,00	241.559.650	100,00	0	100,00	0	100,00	1.028.233.025

Turnover via BEST system and turnover in block trades is calculated on the basis of double counting, in order to include the executed cross trades by the MSE members in the structure of the overall MSE turnover. As since July 13, during the government auctions on the selling side there is no brokers (i.e. MSE performs this role), the turnover derived from government auctions is still calculated on the basis of single counting.

MONTHLY STATISTICAL BULLETIN

AS A REMINDER

The product of the Macedonian Stock Exchange **BESTNET ANALYTICS** is a modern internet service that helps investors in building well-founded investment strategies and in bringing valuable investment decisions.

BESTNET ANALYTICS contains:

- Data for more than **100** companies traded on the Macedonian Stock Exchange
- More than **70** different financial indicators of companies and more than **40** indicators for banks
- Monitoring and comparing the values for the last **3** years
- Tracking results by quarters
- Data in den, euros and dollars
- Data for paid dividends from companies for the last **4** years
- Data for the major shareholders of the company
- Data for management bodies of the company
- Data for related companies
- Comparison and monitoring of a large number of financial indicators
- Monitoring indicators by sectors and industries
- Graphic display of technical indicators
- Over **40** technical indicators and oscillators
- Monitoring of investments, determining their current value
- Calculation of gains / losses from unrealized transactions
- Calculation of gains / losses from trades executed
- Simulated portfolios


Шифра на XB	Датум на трансакција	Број на трансакција	Количина	Куповна вредност - вкупно (во ден.)	Датум на последна цена	Последна просечна цена	Вкупна вредност (во ден.)	Нереализирана добитка / загуба (во ден.)	% промена од купување на XB	% од вредноста на вкупните вложувања
GRNT	17.02.2009	X52515136						1.800.000,00	133,33%	3,74%
TELE	11.06.2009	1235649	600,00	360.000,00	21.01.2009	653,11	391.866,00	31.866,00	8,85%	1,00%
скратен преглед на поединечна трансакција										
Македонски Телеком Скопје (TELE)										
Тип на хартија	Share		Куповна вредност - вкупно (во ден.)		360.000,00		Датум на последна цена		21.01.2009	
Датум на трансакција	11.06.2009		Последна просечна цена		653,11		Нето вредност (во ден.)		391.866,00	
Број на трансакција	1235649		Акмулирана камата (во ден.)		0,00		Вкупна вредност (во ден.)		391.866,00	
Количина	600,00		Нереализирана добитка / загуба (во ден.)		31.866,00		% промена од купување на XB		8,85%	
Куповна цена (во ден.)	600,00		% од вредноста на вкупните вложувања		1,00%					
Номинална вредност	0,00 MKD									
Куповна вредност (во ден.)	360.000,00									
Купена акумул. камата (во ден.)	0,00									
Трансакциони трошоци (во ден.)	500,00									
детален преглед на поединечна трансакција										
P.Македонија - дивансализација 01 (PMDE01)										
Тип на хартија	Bond		Куповна вредност - вкупно (во ден.)		107.092,08		Датум на последна цена		27.11.2007	
Датум на трансакција	11.07.2008		Последна просечна цена		85,00		Нето вредност (во ден.)		116.662,50	
Број на трансакција	1919		Акмулирана камата (во ден.)		1.238,85		Вкупна вредност (во ден.)		117.888,35	
Количина	2.250,00		Нереализирана добитка / загуба (во ден.)		11.198,57		% промена од купување на XB		10,05%	
Куповна цена (во %)	77,50		% од вредноста на вкупните вложувања		0,30%					
Номинална вредност	1,00 EUR									
Куповна вредност (во ден.)	106.689,77									
Купена акумул. камата (во ден.)	402,31									
Трансакциони трошоци (во ден.)	500,00									
TOTAL			36.067.092,08		62.684.319,35		26.617.629,57		100,00%	

Опиш на XB	Податоци од тргувањето
Лазарен сегмент	Официјален пазар
Лазарен подсегмент	Берзанска котација - обични акции
Тип на XB	Обични акции
ISIN број	MKALKA101011
Вкупни издадени XB	1431353
Шифра на XB	ALK
Номинална вредност	25,56 EUR
Показатели по издавачот	
Највисока цена во посл. 52 недели	4.599,00
Најниска цена во посл. 52 недели	3.799,00
% промена во посл. 30 дена	8,48%
% промена во посл. 3 месеци	6,98%
% промена во посл. 6 месеци	0,89%
% промена во посл. 1 година	-4,07%
Просечен дневен промет во посл. 30 дена	645.146,23
Просечен дневен промет во посл. 3 месеци	812.362,12
Просечен дневен промет во тековната година	626.836,29
Просечен дневен промет во посл. 52 недели	1.304.591,88
Коэффициент цена / добитка	10,45
Дивиденден принос	3,98%
Коэффициент цена / Книговодствена вредност по акција	0,91
Коэффициент цена / Акмулирана добитка по акција	2,62
Коэффициент цена / Приходи од продажба	1,01
Коэффициент цена / Парични приливи од оперативни активности	13,55
Коэффициент цена / оперативна добитка	8,95
Коэффициент цена / EBITDA	6,35
Највисок P/E во посл. 52 недели	11,46
Најнисок P/E во посл. 52 недели	9,47
Нето добитка по акција за посл. 12 месеци	430,55
Коэффициент цена / добитка за посл. 12 месеци	9,72

For more information on : www.bestnet.com.mk



ПРАКТИЧНОСТ ВО 3 ЧЕКОРИ



Во промотивниот период до 31.12.2020 година,
бесплатно дигитализирајте до две Mastercard® картички.

www.kompay.mk



КомРау. Твојот мобилен паричник



комерцијална Банка аџ скопје

www.kb.com.mk контакт центар: (02) 3 296 800



МАКЕДОНСКА БЕРЗА
MACEDONIAN STOCK EXCHANGE